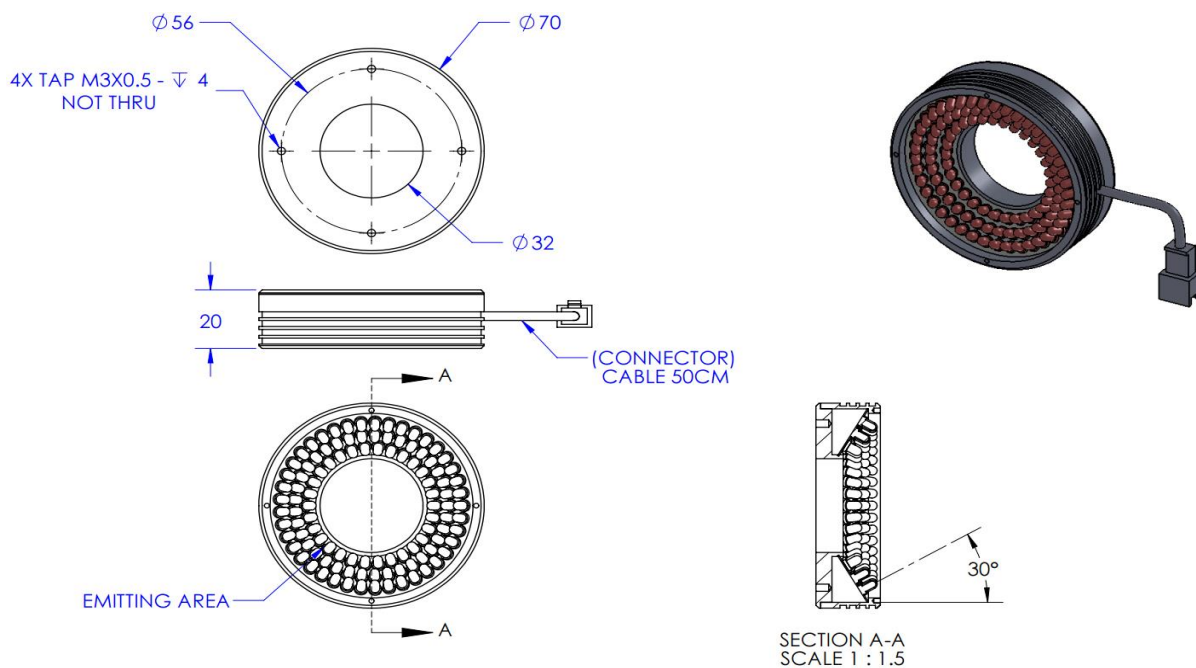


LTZGK070-30-3-W-24V

Lighting Dimension



Mechanical Information

Casing Material	Aluminium
Storage Temperature Range	0 - 45°C
Storage Humidity Range	20 - 85%
Weight	120g
Length / Outer Diameter	70mm
Width / Inner Diameter	32mm
Thickness / Height	20mm

ILLUMINATOR DATA

LTZGK070-30-3-W-24V

Lighting Information																										
Part Number	LTZGK070-30-3-W-24V																									
LED Color	WHITE																									
Wavelength	REFER TO CHROMACITY TABLE																									
Working Distance	32 mm		37 mm		42 mm																					
Intensity (±15%)	178600 lx		152800 lx		131600 lx																					
Illumination (number of row)	3																									
Illumination Active Area	Active Length / Outer Dia.			63 mm																						
	Active Width / Inner Dia.			34.7 mm																						
Emission angle	30																									
Eye Safety Class (IEC62471)	EXEMPT																									
Chromaticity Table	<table><tr><td>X</td><td>0.296</td><td>0.287</td><td>0.307</td><td>0.311</td><td>X</td><td>0.311</td><td>0.307</td><td>0.33</td><td>0.33</td></tr><tr><td>Y</td><td>0.276</td><td>0.295</td><td>0.315</td><td>0.294</td><td>Y</td><td>0.294</td><td>0.315</td><td>0.339</td><td>0.318</td></tr></table>						X	0.296	0.287	0.307	0.311	X	0.311	0.307	0.33	0.33	Y	0.276	0.295	0.315	0.294	Y	0.294	0.315	0.339	0.318
X	0.296	0.287	0.307	0.311	X	0.311	0.307	0.33	0.33																	
Y	0.276	0.295	0.315	0.294	Y	0.294	0.315	0.339	0.318																	
For White colour only																										

Electrical Information	
Rated Constant Voltage	24V±2%
Rated Constant Current	225mA
Power Consumption	5.4W
Casing temperature, After 60 minutes operation	89.3 °C


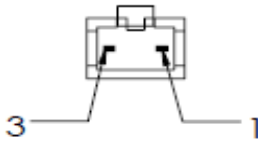
Strobe Mode Specification	
*Normal Strobe Voltage	24 V
*Normal Strobe Current	225 mA
Overdrive Voltage Range	Min: 36V Max: 48V
Overdrive Current Range	Min: 0.83 A Max: 1.5 A
Recommended Overdrive Voltage	36V
**Max. Trigger Pulse Duration	10 msec
**Max. Duty Cycle	10%

*Normal strobe means the lighting is operated using the rated power. Overdrive means the power supplied to the lighting exceeded the rated power.

**Overdrive condition must not exceed the max. trigger pulse duration and max. duty cycle.

ILLUMINATOR DATA

LTZGK070-30-3-W-24V

Connection Information			
Connector Type (Default)	JST SMR-03V		
Cable Length	50 cm		
Pin Configuration 	Pin	Signal	Cable Colour
	1	LED +	Red
	2	N.C	-
	3	LED -	White
			

Additional Information	
Additional Cooling Method	Attached to machine part for better heat dissipation
Intensity Controller Selection	SD, ST, ANG, LC, SDA, SDP series
CE Conformity	YES
RoHS Compliance	YES

Application	
Illumination Type	Direct Illumination
Application Use	Label Inspection, Substrate Inspection, Flat surface, Fiducial Recognition

ILLUMINATOR DATA

LTZGK070-30-3-W-24V

Lighting Pattern				
Working Distance	For further details please contact us.			
Display and Image				
Data Results	Horizontal	Meas.(mm)	Vertical	Meas.(mm)
	90%		90%	
	80%		80%	
	70%		70%	
	60%		60%	
	50%		50%	
	40%		40%	
	30%		30%	
	20%		20%	
	10%		10%	